



(fig. 1.1)

Provides an interface for analyzing standardized test results in the form of charts. (as shown in figures 1.1, 1.2, 1.3 & 1.4)

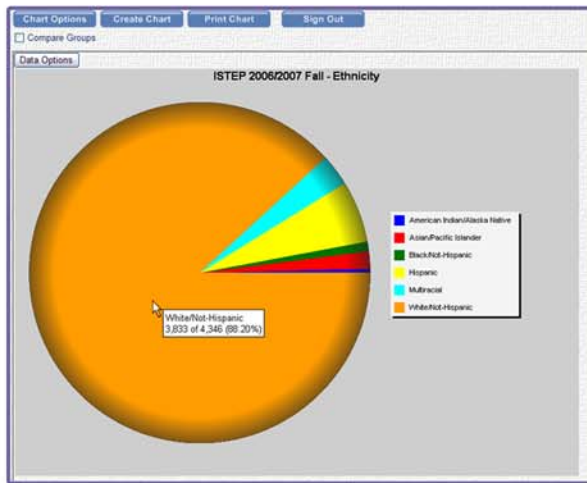
Evaluate performance across multiple assessments.

Advanced filtering capabilities allow analysis on broad or narrow focus of student data.

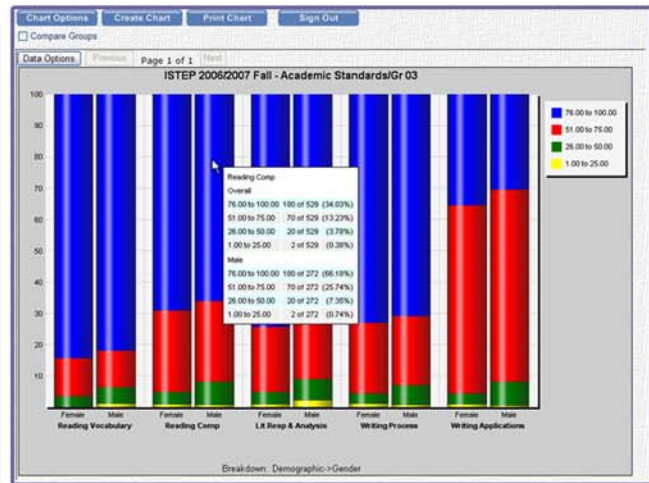
Disaggregate student test data by grade, school, teacher, demographic or virtually any piece of data from your Student Information System that you wish to import to APS.



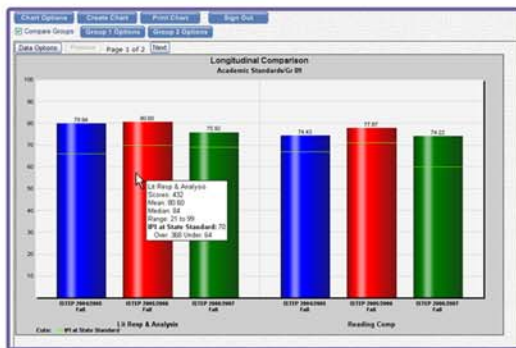
(fig. 1.2)



(fig. 1.3)



(fig. 1.4)



(fig. 2.1)

View trends in performance over a range of years using longitudinal analysis by "Class" or "Cohort." (fig. 2.1)

Drill through the charts to see summary data (fig. 2.2) or student details all the way through complete histories for individual students.

View complete student histories for standardized tests and local assessments. (fig. 2.3)

Export data and/or graphics to quickly produce school board presentations and staff presentations with overhead transparencies, Excel Spreadsheets or PowerPoint slides.

Student ID	First Name	Last Name	District	School	Grade	Breakdown	Reading Vocabulary	Reading Comp	L1 Resp & Analysis	Writing
00000001	Jordan	Harrison	Oregon Post	Trial	03	Female	396	394	390	
00000002	Michael	Harrison	Oregon Post	Boys	03	Female	387	386	386	
00000003	Michael	Harrison	Oregon Post	Boys	03	Female	378	387	371	
00000004	Michael	Harrison	Oregon Post	Boys	03	Female	398	396	396	
00000005	Michael	Harrison	Oregon Post	Boys	03	Female	398	398	397	
00000006	Michael	Harrison	Oregon Post	Boys	03	Female	392	375	378	
00000007	Michael	Harrison	Oregon Post	Boys	03	Female	398	390	390	
00000008	Michael	Harrison	Oregon Post	Boys	03	Female	395	392	394	
00000009	Michael	Harrison	Oregon Post	Boys	03	Female	397	396	398	
00000010	Michael	Harrison	Oregon Post	Boys	03	Female	394	378	378	
00000011	Michael	Harrison	Oregon Post	Boys	03	Female	398	392	392	
00000012	Michael	Harrison	Oregon Post	Boys	03	Female	394	393	396	
00000013	Michael	Harrison	Oregon Post	Boys	03	Female	390	373	360	
00000014	Michael	Harrison	Oregon Post	Boys	03	Female	390	390	390	
00000015	Michael	Harrison	Oregon Post	Boys	03	Female	390	390	390	
00000016	Michael	Harrison	Oregon Post	Boys	03	Female	390	390	390	
00000017	Michael	Harrison	Oregon Post	Boys	03	Female	390	390	390	
00000018	Michael	Harrison	Oregon Post	Boys	03	Female	390	390	390	
00000019	Michael	Harrison	Oregon Post	Boys	03	Female	390	390	390	
00000020	Michael	Harrison	Oregon Post	Boys	03	Female	390	390	390	

(fig. 2.2)

Student ID	First Name	Last Name	District	School	Grade	Test	Test Date	Test Score
00000001	Jordan	Harrison	Oregon Post	Trial	03	ISTEP 2006/2007 Fall	10/20/07	396
00000001	Jordan	Harrison	Oregon Post	Trial	03	ISTEP 2006/2007 Fall	10/20/07	394
00000001	Jordan	Harrison	Oregon Post	Trial	03	ISTEP 2006/2007 Fall	10/20/07	390
00000001	Jordan	Harrison	Oregon Post	Trial	03	ISTEP 2006/2007 Fall	10/20/07	396
00000001	Jordan	Harrison	Oregon Post	Trial	03	ISTEP 2006/2007 Fall	10/20/07	394
00000001	Jordan	Harrison	Oregon Post	Trial	03	ISTEP 2006/2007 Fall	10/20/07	390
00000001	Jordan	Harrison	Oregon Post	Trial	03	ISTEP 2006/2007 Fall	10/20/07	396
00000001	Jordan	Harrison	Oregon Post	Trial	03	ISTEP 2006/2007 Fall	10/20/07	394
00000001	Jordan	Harrison	Oregon Post	Trial	03	ISTEP 2006/2007 Fall	10/20/07	390
00000001	Jordan	Harrison	Oregon Post	Trial	03	ISTEP 2006/2007 Fall	10/20/07	396

(fig. 2.3)